


# Interio

*Collection*



blueart<sup>®</sup>  
art of tiles

SHADE SURFACE AND  
TEXTURE OF NATURE

Interio  
*Collection*



# Clay Art.

## ABOUT US...

Blueart was founded in 2010. It manufactures products with a high technological content paying particular attention to the impact on the environment.

The company's added value is represented by the following international certifications: ISO 9001, ISO 14001, ISO 45001, CE.

### **Blueart the beating heart of cutting-edge technology since 2011.**

High quality combined with unrivalled technology has enabled us to re-interpret some of the rarest, most refined and valuable products of nature, while also enhancing their technical and qualitative properties, saving many of these materials from oblivion. In this way, Blueart allows you to appreciate and take full advantage of some of the most prized materials available. Other hallmarks include exceptional functionality, hygiene, safety and long-lasting durability. The concept of the material is new and constantly being developed upon in the search for ultimate quality.

Blueart technologies are unique: they are devised, designed and implemented directly in-house at the company's own sites,

COLOURS  
POSSESSES A LANGUAGE  
WITHOUT WORDS.

600 x 1200 MM  
FULL BODY VITRIFIED TILES

INTERIO COLLECTIONS  
FOR DESIRE AN  
ACTIVE SPACE.

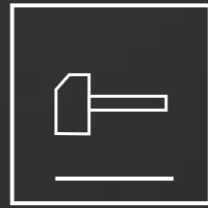
Interio  
*Collection*



# Interio *Collection*



*Shade Collection*



### **Solid**

**Solid, strong and uniform, it maintains its appearance even in the event of extreme wear and damage.**



### **Safe, Clean, Fireproof**

**Sanitisable, resistant to acid, easy to clean, does not burn and does not release harmful substances**



### **Highly Sustainable**

**Porcelain stoneware reduced with maximum respect for the environment and for workers. Long-lasting and recyclable.**



**STEEL GREY**

Application : Hotel & Restaurant | Malls & Offices | Residential & Commercial

Size\_  
600 x 600  
600 x 1200 mm

Surface\_  
Satin  
Polish

Type\_  
Full Body

Thickness\_  
9 mm  
15 mm



## AMBIGUOUS AND IMPARTIAL

Gray is the colour of complexity - everything that falls in between absolutes. gray can be easily overlooked, but it's quite a fascinating colour if you look little deeper.



Application : Hotel & Restaurant | Malls & Offices | Residential & Commercial

**STEEL GREY**



ARISES  
FROM CHANGES



**SLATE GREY**

Application : Hotel & Restaurant | Malls & Offices | Residential & Commercial

Size\_  
600 x 600  
600 x 1200 mm

Surface\_  
Satin  
Polish

Type\_  
Full Body

Thickness\_  
9 mm  
15 mm



# NEUTRALS ARE CLASSICS


They never go out of style  
And are  
Widely used in all decor styles.  
Grey is one of those  
Classic neutrals.



Application : Hotel & Restaurant | Malls & Offices | Residential & Commercial

**SLATE GREY**

REVERENCE  
AND HUMILITY.



**COSMIC CREMA**

Application : Hotel & Restaurant | Malls & Offices | Residential & Commercial

Size\_  
600 x 600  
600 x 1200 mm

Surface\_  
Satin  
Polish

Type\_  
Full Body

Thickness\_  
9 mm  
15 mm



## MODERN AND FASHIONABLE

Just like other neutral hues, Cream is incredibly adaptable.

It can combine with other neutrals for a modern, rich feel, or stand out

Cream acts as a modern and edgy accent color.



Hotel & Restaurant | Malls & Offices | Residential & Commercial

**COSMIC CREMA**

CLOUDY  
ERUPTION



**LAVA GREY**

Application : Hotel & Restaurant | Malls & Offices | Residential & Commercial

Size\_  
600 x 600  
600 x 1200 mm

Surface\_  
Satin  
Polish

Type\_  
Full Body

Thickness\_  
9 mm  
15 mm





## IMPARTIAL AND UNBOTHERED


A mixture of black and white,  
gray is the best of both worlds.  
It doesn't lead with emotions,  
which is why  
it's unusually detached.  
Gray is aloof.



Application : Hotel & Restaurant | Malls & Offices | Residential & Commercial

**LAVA GREY**

NATURAL  
WOOL



**BISCOTTI BEIGE**

Application : Hotel & Restaurant | Malls & Offices | Residential & Commercial

Size\_  
600 x 600  
600 x 1200 mm

Surface\_  
Satin  
Polish

Type\_  
Full Body

Thickness\_  
9 mm  
15 mm



# CALM AND COMFORT.

Beige remains a very popular color in home design and decoration to this day. It plays well with other colors and gives a lovely balance of neutrality, calm, and comfort.



Application : Hotel & Restaurant | Malls & Offices | Residential & Commercial

**BISCOTTI BEIGE**



NATURAL  
SAND



**SILK ROOT**

Application : Hotel & Restaurant | Malls & Offices | Residential & Commercial

Size\_  
600 x 600  
600 x 1200 mm

Surface\_  
Satin  
Polish

Type\_  
Full Body

Thickness\_  
9 mm  
15 mm



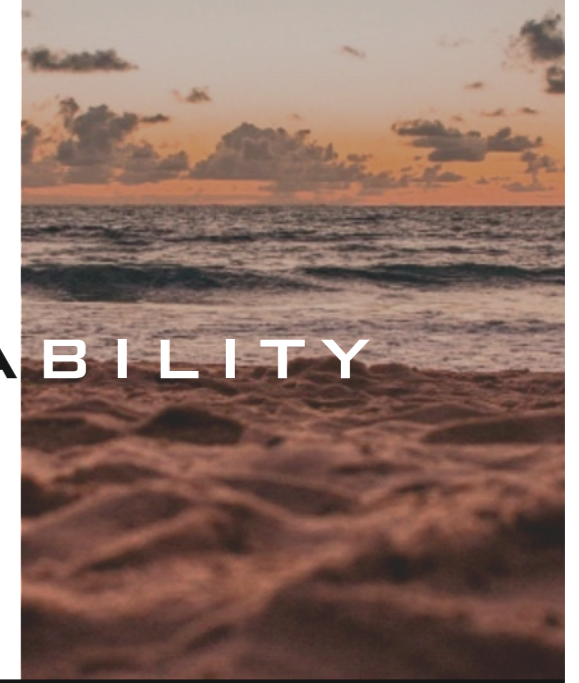
# NATURAL SAND

Creating quality urban lifestyles,  
building stronger communities.



Application : Hotel & Restaurant | Malls & Offices | Residential & Commercial

## BISCOTTI BEIGE



## JAVANO

Application : Hotel & Restaurant | Malls & Offices | Residential & Commercial

Size\_  
600 x 600  
600 x 1200 mm

Surface\_  
Satin  
Polish

Type\_  
Full Body

Thickness\_  
9 mm  
15 mm





# WISE BEYOND ITS YEARS

Exuding vigor, stability,  
and intelligence,  
the color brownie is a  
powerhouse.  
Highly sought-after  
for its wisdom,  
brown offers  
life-changing insight.



Application : Hotel & Restaurant | Malls & Offices | Residential & Commercial

**JAVANO**

**STRONG  
AND IMPACTFUL**



**SMOKY MOUNTAIN**

Application : Hotel & Restaurant | Malls & Offices | Residential & Commercial

Size\_  
600 x 600  
600 x 1200 mm

Surface\_  
Satin  
Polish

Type\_  
Full Body

Thickness\_  
9 mm  
15 mm



# POLISHED SILVER


Metallic gray is a color tone resembling gray that is a representation of the color of polished silver.



Application : Hotel & Restaurant | Malls & Offices | Residential & Commercial

**SMOKY MOUNTAIN**

# MIND BLOWING



## AUTHENTIC WHITE

Application : Hotel & Restaurant | Malls & Offices | Residential & Commercial

Size\_  
600 x 600  
600 x 1200 mm

Surface\_  
Satin  
Polish

Type\_  
Full Body

Thickness\_  
9 mm  
15 mm





**SIMPLICITY  
AND CLEANLINESS**

Gray is the colour of complexity - everything that falls in between absolutes. gray can be easily overlooked, but it's quite a fascinating colour if you look little deeper.



Application : Hotel & Restaurant | Malls & Offices | Residential & Commercial

**AUTHENTIC WHITE**





## KELLY KOTA

Application : Hotel & Restaurant | Malls & Offices | Residential & Commercial

Size\_  
600 x 600  
600 x 1200 mm

Surface\_  
Satin  
Polish

Type\_  
Full Body

Thickness\_  
9 mm  
15 mm





**VIVACITY  
AND LIFE**

**Green is the color  
most commonly associated  
in Europe and the United States  
with nature, vivacity and life.**



Application : **Hotel & Restaurant | Malls & Offices | Residential & Commercial**

**KELLY KOTA**

MEGINIFICENT  
STRUCTURE



**TERRACOTTA**

Application : Hotel & Restaurant | Malls & Offices | Residential & Commercial

Size\_  
600 x 600  
600 x 1200 mm

Surface\_  
Satin  
Polish

Type\_  
Full Body

Thickness\_  
9 mm  
15 mm





# RICH AND WARM


Terracotta can have a grounding and calming effect on an interior. To help bring your space down to earth.



Application : Hotel & Restaurant | Malls & Offices | Residential & Commercial

**TERRACOTTA**

P A C E  
O F N A T U R E



**J A I S L M E R**

Application : Hotel & Restaurant | Malls & Offices | Residential & Commercial

Size\_  
600 x 600  
600 x 1200 mm

Surface\_  
Satin  
Polish

Type\_  
Full Body

Thickness\_  
9 mm  
15 mm





## HAPPINESS AND SPONTANEITY

Yellow is a color that's happy and youthful color, and it grabs your attention with its hope and positivity.



Application : Hotel & Restaurant | Malls & Offices | Residential & Commercial

J A I S L M E R

SOLID  
PIGMENT



RICH BLACK

Application : Hotel & Restaurant | Malls & Offices | Residential & Commercial

Size\_  
600 x 600  
600 x 1200 mm

Surface\_  
Satin  
Polish

Type\_  
Full Body

Thickness\_  
9 mm  
15 mm





## ELEGANCE AND SOPHISTICATION

Black's color meaning is symbolic of mystery, power, elegance, and sophistication.



Application : Hotel & Restaurant | Malls & Offices | Residential & Commercial


RICH BLACK



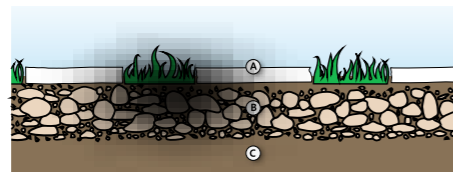
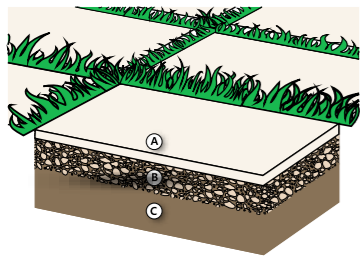
## Direct Installation On Grass

Ideal for: Gardens, gazebos, walkways.

- 1- Remove the soil below the area where the sheet will be laid to a thickness of about 5-6 cm
- 2- apply gravel to a thickness of about 3-4 cm and compact the foundation
- 3- Rest the sheets - with at least 1 cm of gap - on the gravel bed and use a rubber hammer to eliminate any unevenness.




## Installation On Gravel And Sand

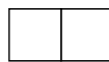


LAYING DIRECTLY ON GRASS

Laying With Close Joints



Laying With Close Joints

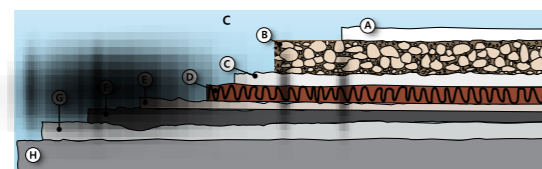
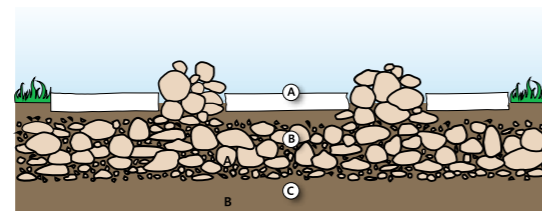
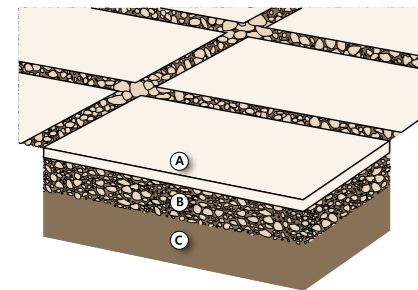


- A. Tile
- B. Fine gravel or sandy laying bed
- C. Ground

## Installation On Gravel And Sand

Ideal for: gardens, patios, courtyards, pedestrian walkways, beach resorts, perimeter areas in pools.

- 1- Compact the level of the resting layer (sand or gravel)
- 2- Lay the sheet on the bed of gravel or sand, maintaining a minimum gap of 1 cm or wider
- 3- Use a rubber hammer to eliminate any unevenness
- 4- Fill in the joints between the sheets with gravel or sand to provide greater stability to the surface



- A. Tile
- B. Fine gravel or sandy laying bed
- C. Concrete screed (may include electro welded mesh)
- D. Reinforcement layer
- E. Concrete screed
- F. Loose stone foundation (gravel)
- G. Soil

## Technical Specification

TECHNICAL DETAILS	STANDARD AS PER ISO-13006/EN176 GROUP B1a	MEAN VALUE OF FULL BODY VITRIFIED TILES	METHOD OF TEST
Deviation In Length & Width	± 0.60%	± 0.10%	ISO-10545-2
Deviation In Thickness	+ 5.00%	+2.00%	ISO-10545-2
Straightness Of Sides	± 0.50%	± 0.10%	ISO-10545-2
Rectangularity	+ 0.60%	± 0.10%	ISO-10545-2
Surface Flatness	± 0.50%	± 0.10%	ISO-10545-2
Glossiness	Gloss Meter	Min. 90%	Glossometer
Water Absorption	≤ 0.50%	E ≤ 0.03%	ISO-10545-3
Breaking Strength	1300 N	2000 N	ISO-10545-4
Abrasion Resistance	Max. 175mm	Max. 145mm <sup>3</sup>	ISO-10545-6
Moh's Hardness	Min. 6	≥ 6*	EN101
Frost Resistance	Frost Proof	Frost Proof	ISO-10545-12
Thermal Shock	No Damage	No Damage	ISO-10545-9
Moisture Expansion	Nil	Nil	ISO-10545-10
Thermal Expansion	<9 × 10 <sup>-6</sup>	< 6 × 10 <sup>-6</sup>	ISO-10545-8
Resistance of House Hold Chemical	No Damage	No Damage*	ISO-10545-13
Stain Resistance	Resistance	Resistance*	ISO-10545-14
Slip Resistance(friction Co Efficient)	> 0.40	> 0.40	ISO-10545-17

## Packing Detail

SIZE	PCS./BOX	WEIGHT / BOX (Approx)		COVERAGE AREA / BOX
		POLISHED	MATT	
600x1200mm	2 Pcs.	29 Kg.	31 Kg.	1.44 mtr <sup>2</sup>
600x600mm	4 Pcs.	26 Kg.	28 Kg.	1.44 mtr <sup>2</sup>
300x1200mm (Full Body Step)	2 Pcs.	16.5 Kg.	16.5 Kg.	0.72 mtr <sup>2</sup>



**BLUEART GRANITO PVT. LTD.**

Paneli Road, 8-A, National Highway,  
Nr. Dariyalal Resort, Morbi – 363 642 (Guj. INDIA.)

C : +91 – 89800 00211  
+91 – 89800 00215

E : sales@blueart.in  
bhavesh@blueart.in

**Export Inquiry**

C : +91 – 89804 75947  
+91 – 89800 00604

E : expo@blueart.in

